



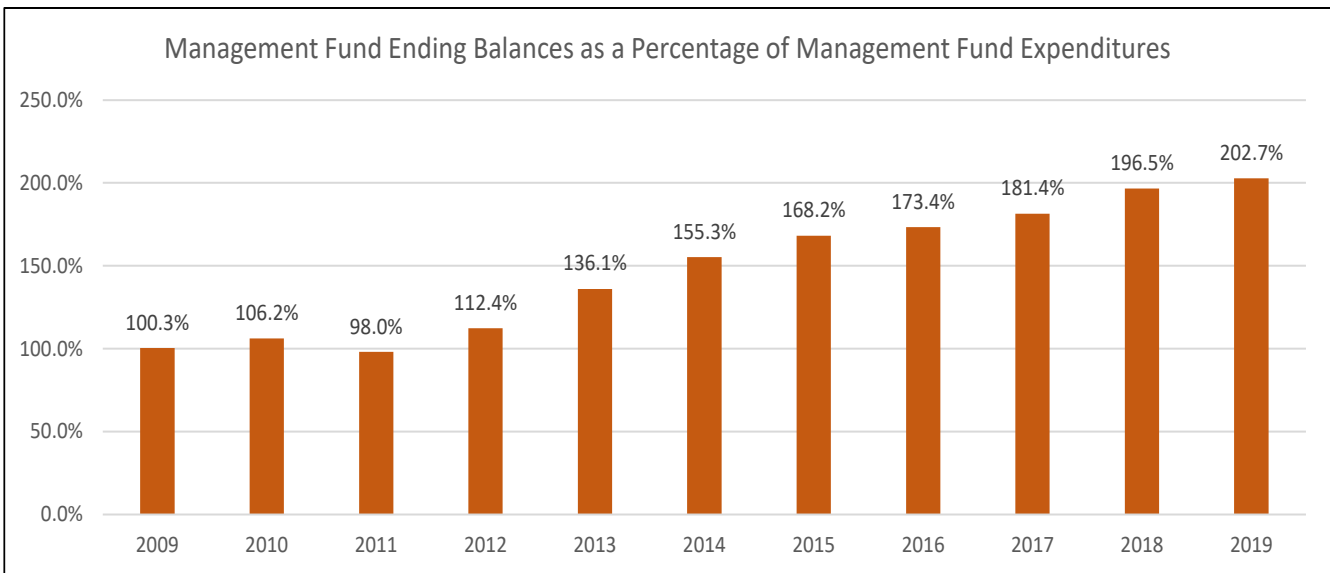
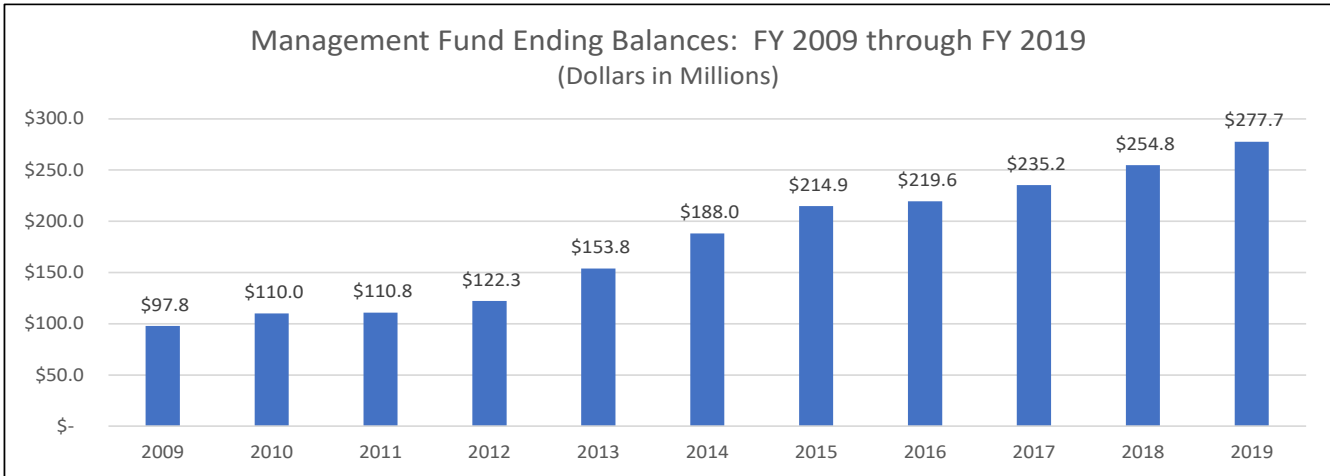
Management Fund Balances

Iowa Code Section 298.4 provides that school districts may levy property taxes for a management levy to be deposited in the school district's Management Fund. There are no rate or amount limitations for the management levy, but school districts are limited on the allowable uses of the funds. Allowable uses include:

- To pay the costs of unemployment benefits
- To pay the costs of liability insurance and the cost of a judgment or settlement relating to a liability
- To pay for costs of insurance agreements to protect the district from tort liability, loss of property, environmental hazards, or any other risk associated with the operation of the district.
- To pay for costs of a judgment
- To pay for costs of early retirement
- To pay the costs of mediation and arbitration

The following table and charts provide information on statewide totals of the Management Fund revenues, expenditures, balances, and balances as a percentage of expenditures.

Management Fund Information: State Totals for FY 2009 through FY 2019						
FY	Property Tax Revenue	Total Revenue	Total Expenditures	Ending Balance	Balances as a % of Expenditures	
2009	\$ 105,447,044	\$ 112,878,854	\$ 97,534,870	\$ 97,829,838	100.3%	
2010	\$ 107,997,190	\$ 115,743,630	\$ 103,564,005	\$ 110,009,463	106.2%	
2011	\$ 107,532,177	\$ 113,884,527	\$ 113,046,987	\$ 110,825,563	98.0%	
2012	\$ 114,219,750	\$ 120,220,658	\$ 108,791,031	\$ 122,255,189	112.4%	
2013	\$ 139,782,911	\$ 144,587,975	\$ 113,037,828	\$ 153,805,337	136.1%	
2014	\$ 150,600,380	\$ 155,268,212	\$ 121,057,315	\$ 188,016,233	155.3%	
2015	\$ 147,396,245	\$ 154,788,041	\$ 127,731,417	\$ 214,861,658	168.2%	
2016	\$ 120,619,633	\$ 131,527,939	\$ 126,675,584	\$ 219,598,768	173.4%	
2017	\$ 132,621,900	\$ 145,321,805	\$ 129,697,640	\$ 235,220,363	181.4%	
2018	\$ 137,219,535	\$ 149,294,846	\$ 129,667,154	\$ 254,848,054	196.5%	
2019	\$ 150,504,507	\$ 159,888,130	\$ 137,006,473	\$ 277,729,711	202.7%	



Items of note:

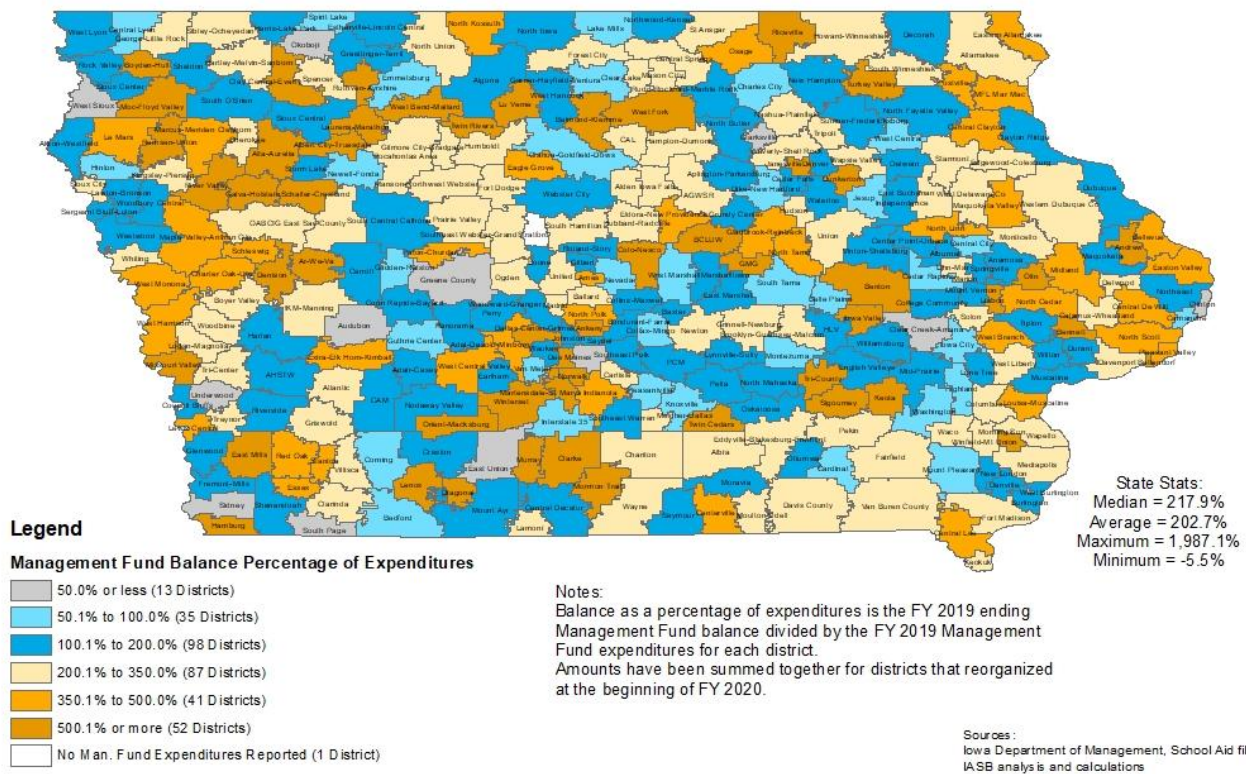
- Since 2009, total Management Fund revenues have increased 41.6%, total expenditures have increased 40.5%, the Management Fund balances have increased 183.9%.
- In FY 2019, the Management Fund balance was more than twice the amount of Management Fund expenditures.

The following map provides information for each school district's Management Fund balance as a percentage of management fund expenditures for FY 2019.

- [View a larger map](#)
- [See district specific information and a history of each district's management fund information](#)



Iowa Association of School Boards
 FY 2019 Management Fund: Balances as a Percentage of Expenditures



It is always important for board members and administration to have a solid understanding for decisions they make. On a statewide basis, Management Fund balances vary significantly. IASB recommends that you have an understanding of your district's management fund balance and be prepared to discuss the rationale and importance of maintaining your district's management fund balance at a certain level, so you are able to communicate this to others in the community and to local legislators.