



Iowa Association of School Boards Resident Education Savings Account (ESA) Students as a Percentage to October 2024 Certified Enrollment

Total Enrollment

480,665

Total ESA Students

27,866

Avg. ESA

1,474.4






Min. ESA

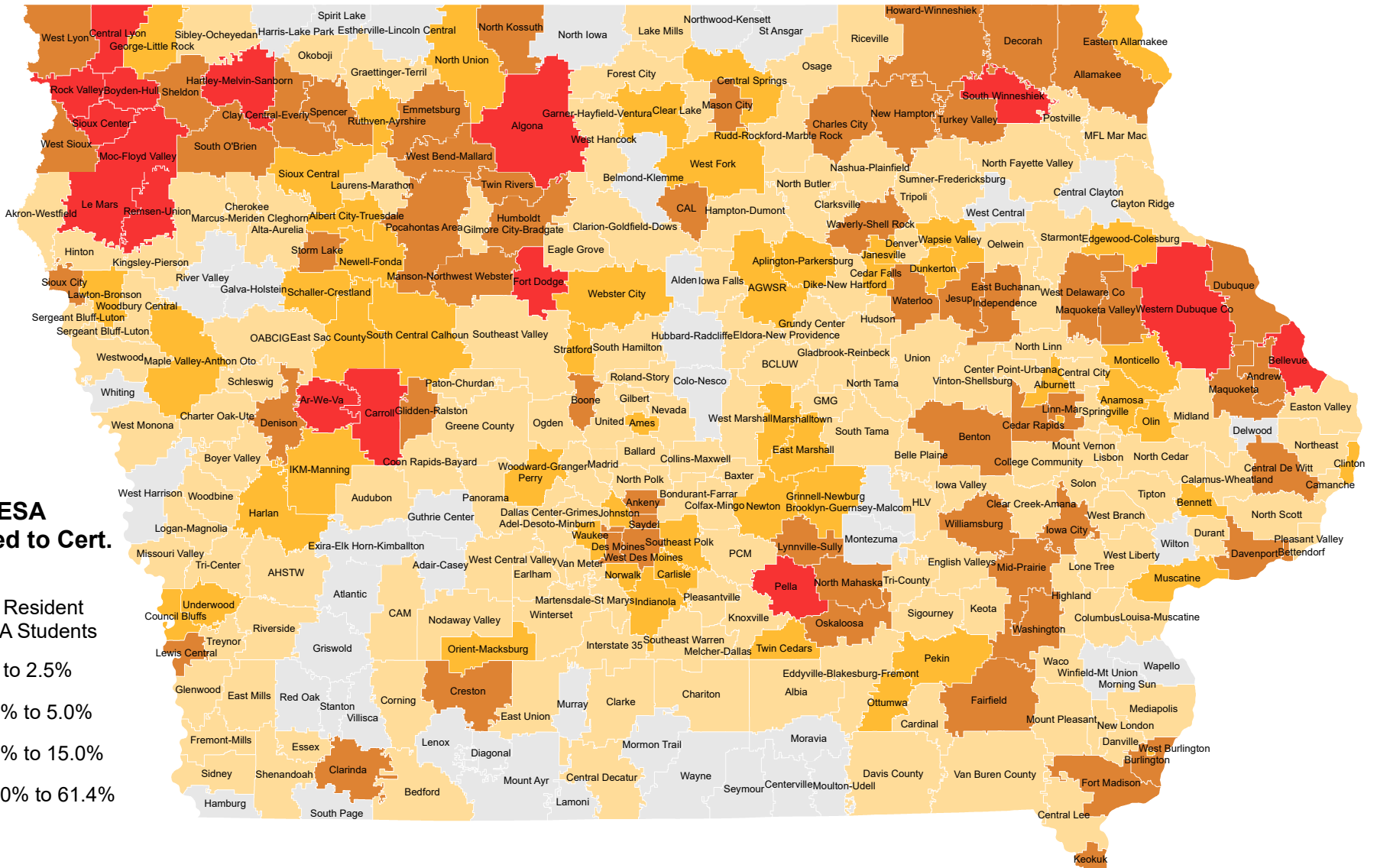
0

Max. ESA

2,242

Percent ESA Compared to Cert. Enroll.

-  No Resident ESA Students
-  Up to 2.5%
-  2.5% to 5.0%
-  5.0% to 15.0%
-  15.0% to 61.4%



Sources: Department of Education Certified Enrollment Files, IASB Analysis and Calculations