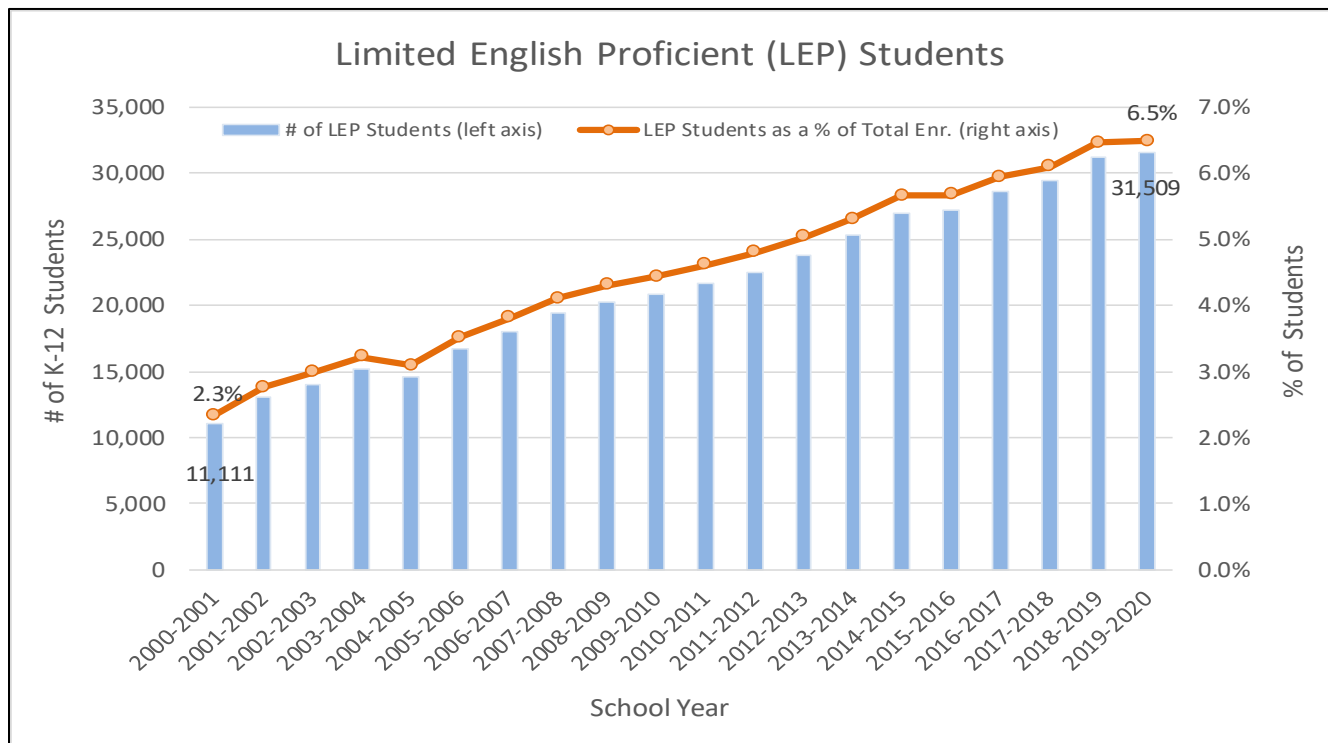


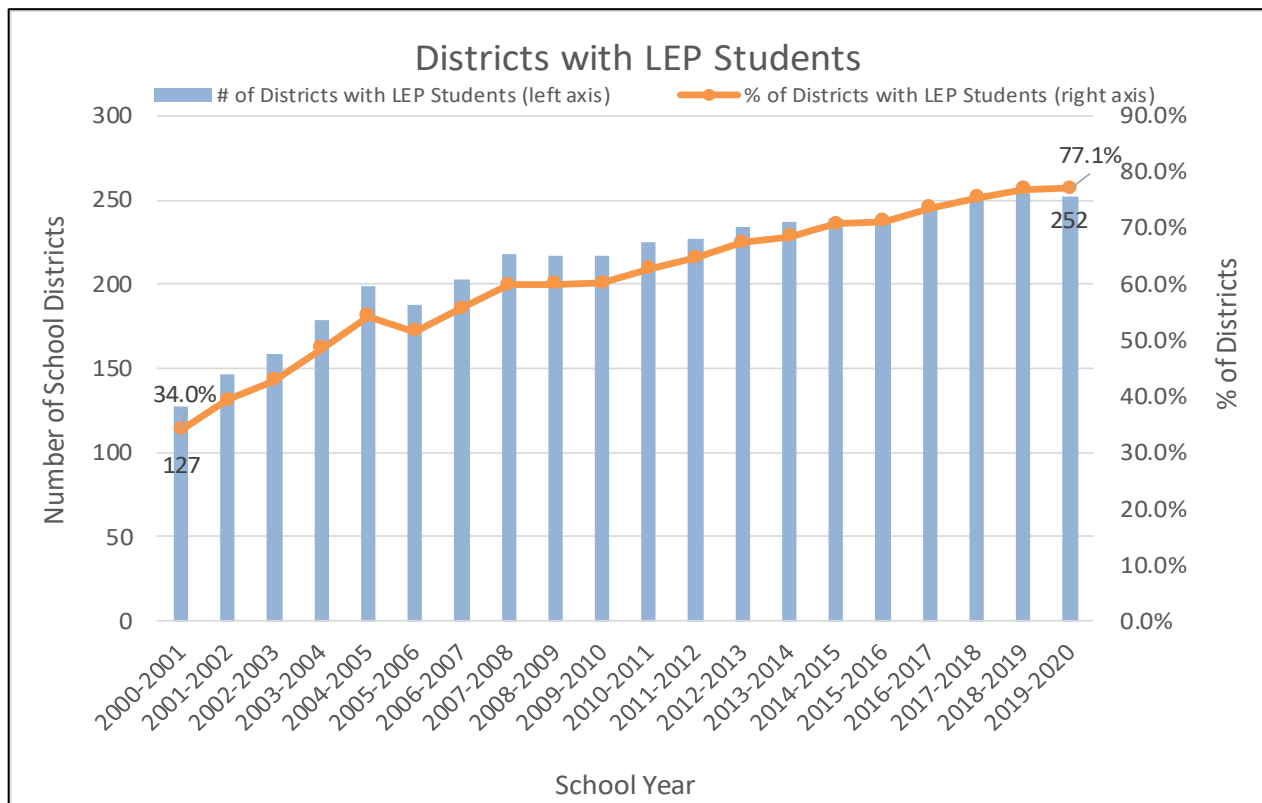


Limited English Proficient (LEP) Students

Based on Iowa law, a limited English proficient (LEP) student (also referred to as English Language Learner – or ELL) specifies that "a student's language background is in a language other than English, and the student's proficiency in English is such that the probability of the student's academic success in an English-only classroom is below that of an academically successful peer with an English language background." Generally, LEP students require additional resources for instructional purposes, and weighted funding is available for LEP students for up to 5 years. Costs that exceed the weighting or costs incurred for LEP students no longer eligible to generate additional funding from the weighting can be recouped by requesting additional spending authority (Modified Supplemental Amount – MSA) from the School Budget Review Committee (SBRC).

The following two charts show the growth in the number of LEP students across the state since 2000-2001. The first chart shows that LEP students accounted for 2.3% of total enrollments in 2000-2001 and has now grown to 6.5%. The second chart shows that the percentage of districts with LEP students has increased from 34.0% to 77.1% over the same number of years (Data Source: Iowa Department of Education, LEP file).



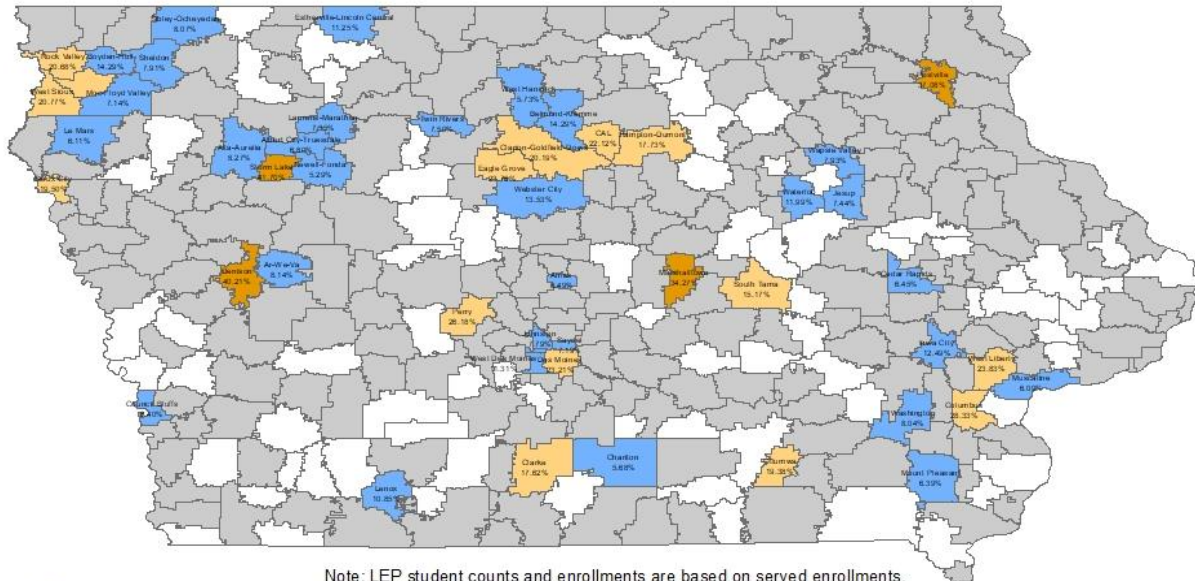


The following map shows the percentage of LEP students compared to the total K-12 enrollment during the 2019-2020 school year.

- [View a larger map](#)
- [See a list of all districts' LEP counts](#)



Iowa Association of School Boards Limited English Proficient (LEP) Students as a Percentage of K-12 Enrollments: 2019-2020



Legend

LEP Students as a Percent of K-12 Enrollment

- No LEP Students (75 Districts)
- 0.01% to 5.0% (202 Districts)
- 5.01% to 15.0% (31 Districts)
- 15.01% to 30.0% (15 Districts)
- 30.01% to 40.70% (4 Districts)

Stats:
Average = 6.5%
Median = 0.8%

Note that 50 districts account for
84.2% of the LEP Student count.

Sources:
Iowa Department of Education, Student Reporting in Iowa file
IASB analysis and calculations