



November 2021 School Board Elections – New Board Members

The Iowa Association of School Boards maintains a database that includes information regarding school board members at school districts, area education agencies (AEAs), and community colleges. Based on data from the [Iowa Secretary of State's Office](#) and IASB analysis, this data boost provides a short summary on the results of the November 2021 school board elections.

Here is some general information regarding school boards:

- There are 1,857 K-12 school board seats
- There are 216 five-member boards
- There are 111 seven-member boards

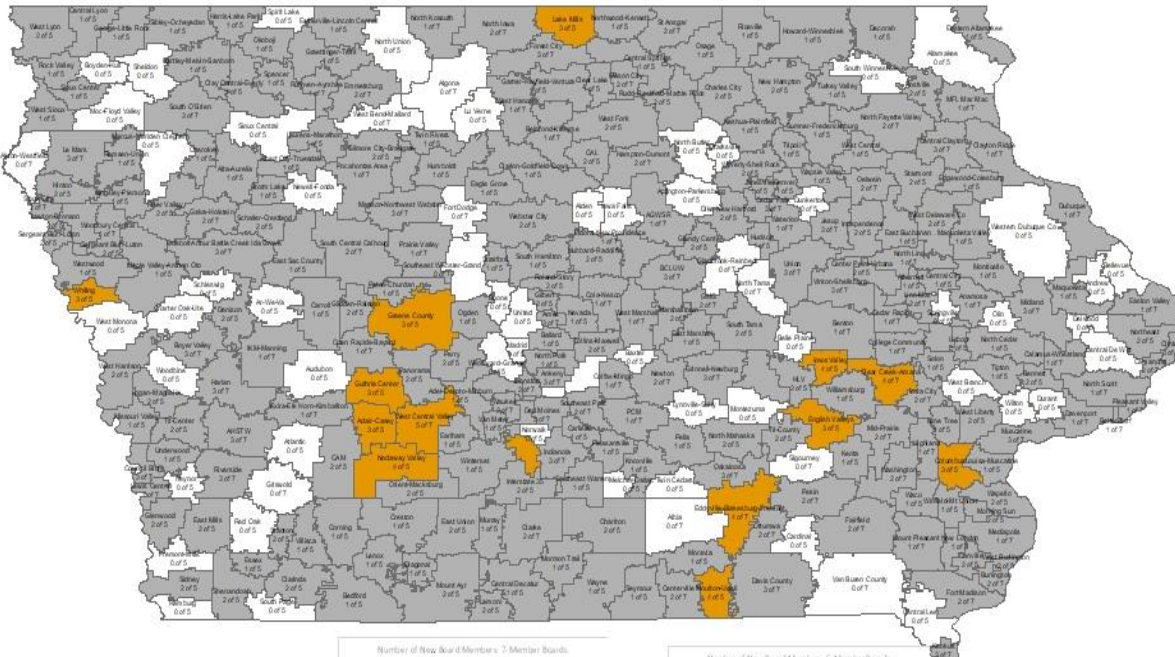
For this analysis, new board member includes newly elected board members from this past fall's election; any appointees since June 1, 2021 that were elected this past fall; and any appointees since the election. Below are new board member election results:

- There are 244 new board members of the 1,080 board members on five-member boards.
- Of five-member school district boards, 53 (24.5%) had no new board members elected and 11 (5.1%) had a majority of new board members elected.
- There are 200 new board members of the 777 board members on seven-member boards.
- Of seven-member school district boards, 12 (10.8%) had no new board members elected and 3 (2.7%) had a majority of new board members elected.
- Area Education Agencies have 15 new board members or 19.0% of the total board seats.
- Community Colleges have 19 new board members or 15.3% of total board seats.

The following map and tables provide the information on the number of new board members as a result of the 2021 board elections ([Click here for a larger map](#)).



Iowa Association of School Boards November 2021 School Board Elections - Number of New Board Members*



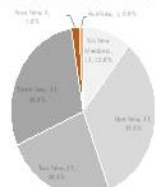
Legend

School Board Elections 2021 - New Board Members

- No New Board Members (65 Districts)
- Non-majority of New Board Members (248 Districts)
- Majority of New Board Members (14 Districts)

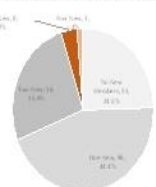
*Includes appointees since June 1, 2021 who were subsequently elected or have been appointed since the November elections.

Number of New Board Members: 3 Member Boards



111 Districts with Three-Member Boards
3 with a Majority of New Board Members (2.7%)
108 with a Non-majority of New Board Members (97.3%)

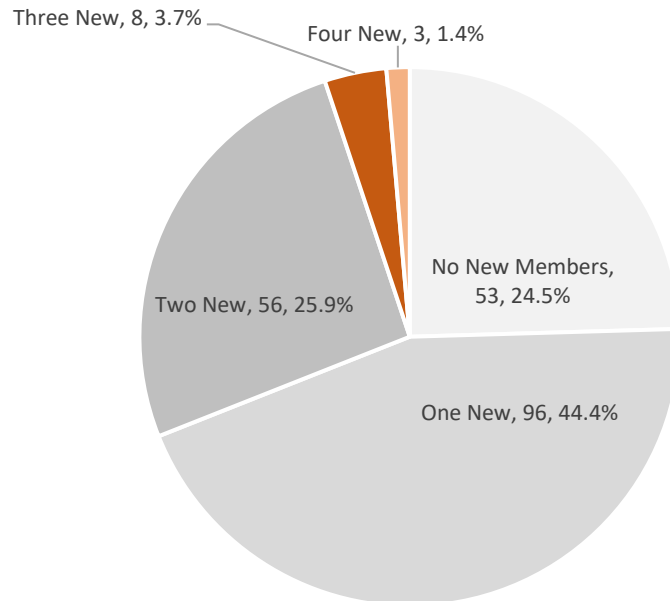
Number of New Board Members: 5 Member Boards



20 Districts with Five-Member Boards
11 with a Majority of New Board Members (55%)
9 with a Non-majority of New Board Members (45%)

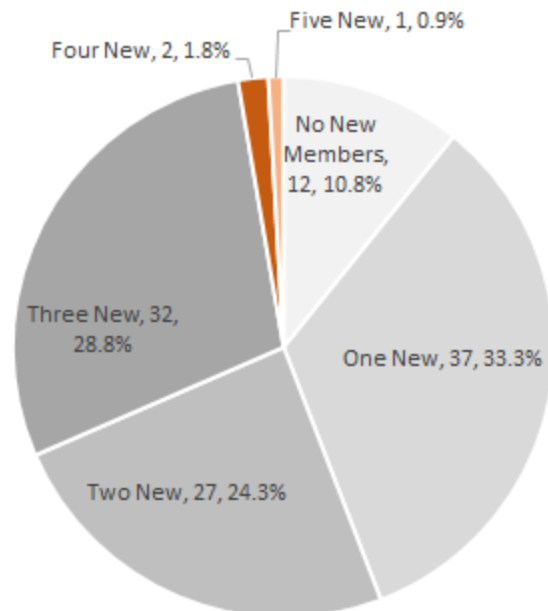
Number of New Board Members	3 Member Boards	5 Member Boards
No New Members	11	11
One New	11	11
Two New	27	56
Three New	32	8
Four New	2	3
Five New	3	0
Six	0	NA
Seven	0	NA
Total	101	101

Number of New Board Members: 5-Member School Boards



216 Districts with Five-Member Boards
 11 with a Majority of New Board Members (5.1%)
 205 with a Non-majority of New Board Members (94.9%)

Number of New Board Members: 7-Member School Boards



111 Districts with Seven-Member Boards
 3 with a Majority of New Board Members (2.7%)
 108 with a Non-majority of New Board Members (97.3%)

Number of New Board Members	7 Member School Boards	5 Member School Boards
No New Members	12	53
One New	37	96
Two New	27	56
Three New	32	8
Four New	2	3
Five New	1	0
Six	0	NA
Seven	0	NA
Total	111	216

Iowa Area Education Agency (AEA) New Board Members			
Area Education Agency	Number of New Board Members	Total Board Members	Board Members
Central Rivers	1	9	11.1%
Grant Wood	0	9	0.0%
Great Prairie	4	9	44.4%
Green Hills	1	9	11.1%
Heartland	2	9	22.2%
Keystone	1	9	11.1%
Mississippi Bend	3	9	33.3%
Northwest	3	9	33.3%
Prairie Lakes	0	7	0.0%
Total AEAs	15	79	19.0%

Iowa Community Colleges New Board Members			
Community College	Number of New Board Members	Total Board Members	% of New Board Members
Des Moines Area	0	9	0.0%
Eastern Iowa	3	9	33.3%
Hawkeye	5	9	55.6%
Indian Hills	1	9	11.1%
Iowa Central	0	9	0.0%
Iowa Lakes	1	7	14.3%
Iowa Valley	1	7	14.3%
Iowa Western	1	9	11.1%
Kirkwood	2	9	22.2%
North Iowa Area	1	9	11.1%
Northeast Iowa	2	9	22.2%
Northwest Iowa	0	7	0.0%
Southeastern	0	5	0.0%
Southwestern	0	8	0.0%
Western Iowa Tech	2	9	22.2%
Total Comm. Colleges	19	124	15.3%

Special thanks to Jeff Rohrick and his work on updating the IASB data base with these election results. Please contact Jeff at jrohrick@ia-sb.org or (515) 247-7047 if you have updates to the information. Contact Jan Miller-Hook at jmiller-hook@ia-sb.org or (515) 247-7031 or Shawn Snyder at ssnyder@ia-sb.org or (515) 247-7054 if you have questions or comments regarding this information.