



# IOWA PUBLIC SCHOOLS TODAY


The commitment lowans make to provide a high-quality public education to lowa young people is an enormous undertaking.

## Iowa Public Schools: By the Numbers

About 1 in 6 lowans is part of our public schools daily as a student or staff member.

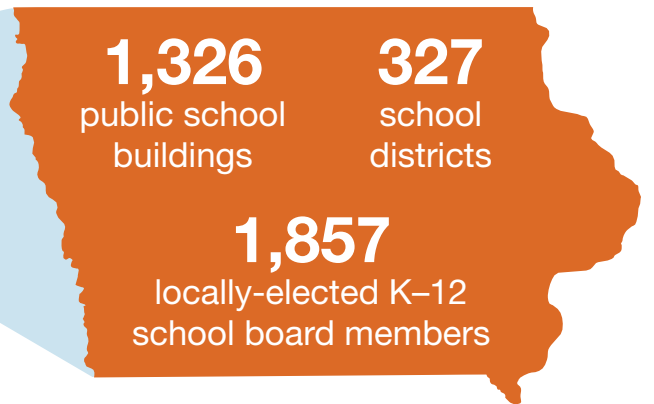


**484,159**  
students




**83,455**  
school employees\*

\*Not all school employees are full time; represents 74,247 full-time equivalent (FTE) positions.



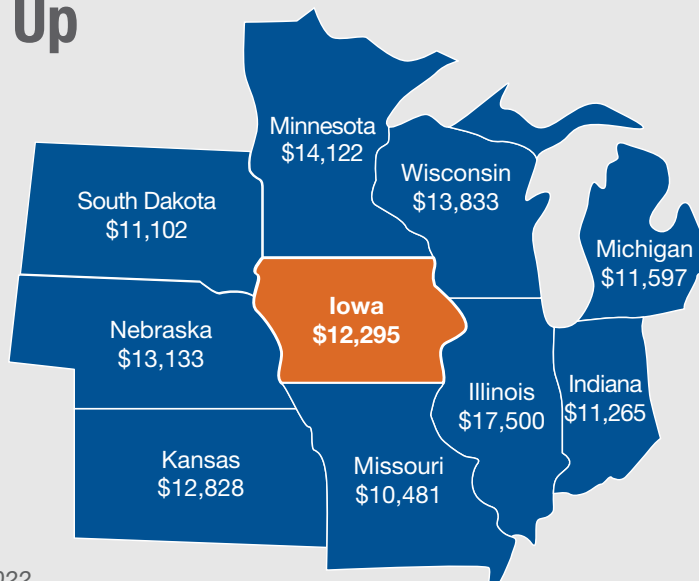
*Iowa Department of Education, Basic Educational Data Survey (BEDS), 2021-22 staff file, and IASB calculations*

## How Iowa Stacks Up



**34<sup>th</sup>**

Iowa's National Rank in Spending

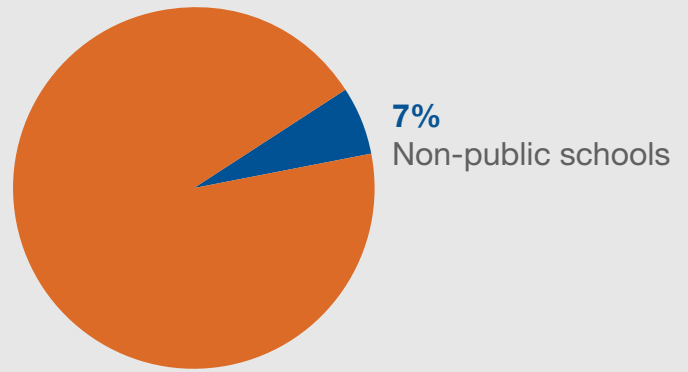


**\$12,295**  
average expenditure per student in Iowa

**\$13,597**  
National expenditure per student

# Iowa Public Schools Serve

**93%** of students enrolled in school



Annual Condition of Education Report, 2022

## K–12 Snapshot: Public Schools Student Enrollment

	2021–22	2000–01
<b>Student Enrollment</b>	485,630	494,291
<b>Minority</b>	26.8% 128,834 students	9.7% 48,391 students
<b>Economically Disadvantaged (Lunch Assistance)</b>	40.7% 195,760 students	26.7% 131,577 students
<b>Special Education</b>	12.6% 61,193 students	12.8% 63,392 students
<b>English Learners</b>	6.6%	2.3%

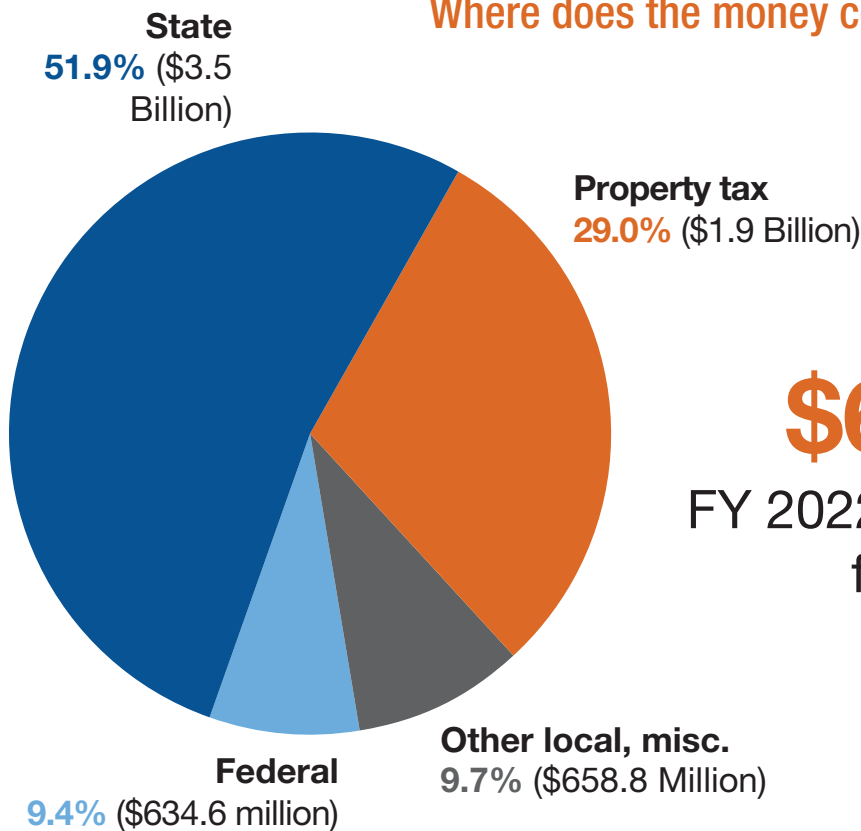
## Public School Employees Snapshot: 2020–21

	Teachers	Principals	Superintendents
<b>Number</b>	38,020	1,159	264 for 327 districts
<b>Average Age</b>	43.3 years	46.2 years	51.5 years
<b>Percent Female</b>	80.7%	43.7%	14.8%
<b>Percent Minority</b>	3.0%	3.9%	1.5%
<b>Average Total Experience</b>	15.1 years	19.6 years	22.6 years
<b>Advanced Degree</b>	18.4%	77.6%	45.5%
<b>Average Regular Salary</b>	\$59,492	\$111,534	\$167,047
<b>Enrollment Category Average Salary Range (300–7,500+ Students)</b>	\$49,904– \$65,920	\$90,854– \$125,670	\$126,020– \$247,880

Annual Condition of Education Report, Iowa Department of Education, 2022

# A Closer Look: Iowa Public School Funding

## Where does the money come from?



**\$6.7+ Billion**

FY 2022 General Fund Revenues  
for School Districts

## How is it spent?

