



# IOWA PUBLIC SCHOOLS TODAY


The commitment lowans make to provide a high-quality public education to Iowa young people is an enormous undertaking.

## Iowa Public Schools: By the Numbers

About 1 in 6 lowans is part of our public schools daily as a student or staff member.

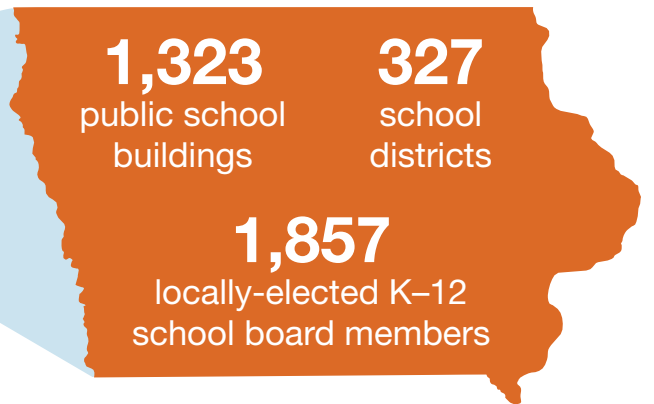


**484,159**  
students




**83,902**  
school employees\*

\*Not all school employees are full time; represents 74,703 full-time equivalent (FTE) positions.



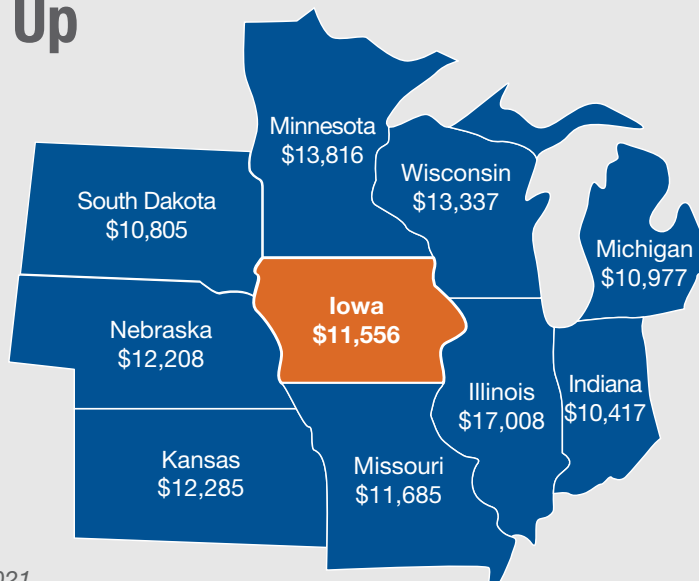
*Iowa Department of Education, Basic Educational Data Survey (BEDS), 2021-22 staff file, and IASB calculations*

## How Iowa Stacks Up



**35<sup>th</sup>**

Iowa's National Rank in Spending

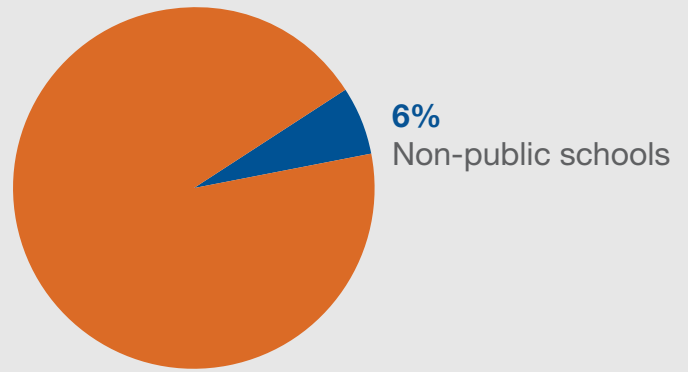


**\$11,556**  
average expenditure per student in Iowa

**\$13,597**  
National expenditure per student

# Iowa Public Schools Serve

**94%** of students enrolled in school



Annual Condition of Education Report, 2021

## K–12 Snapshot: Public Schools Student Enrollment

	2020–21	2000–01
<b>Student Enrollment</b>	484,159	494,291
<b>Minority</b>	26.1% 125,309 students	9.7% 48,391 students
<b>Economically Disadvantaged (Lunch Assistance)</b>	41.8% 200,207 students	26.7% 131,577 students
<b>Special Education</b>	12.5% 60,343 students	12.8% 63,392 students
<b>English Learners</b>	6.3%	2.3%

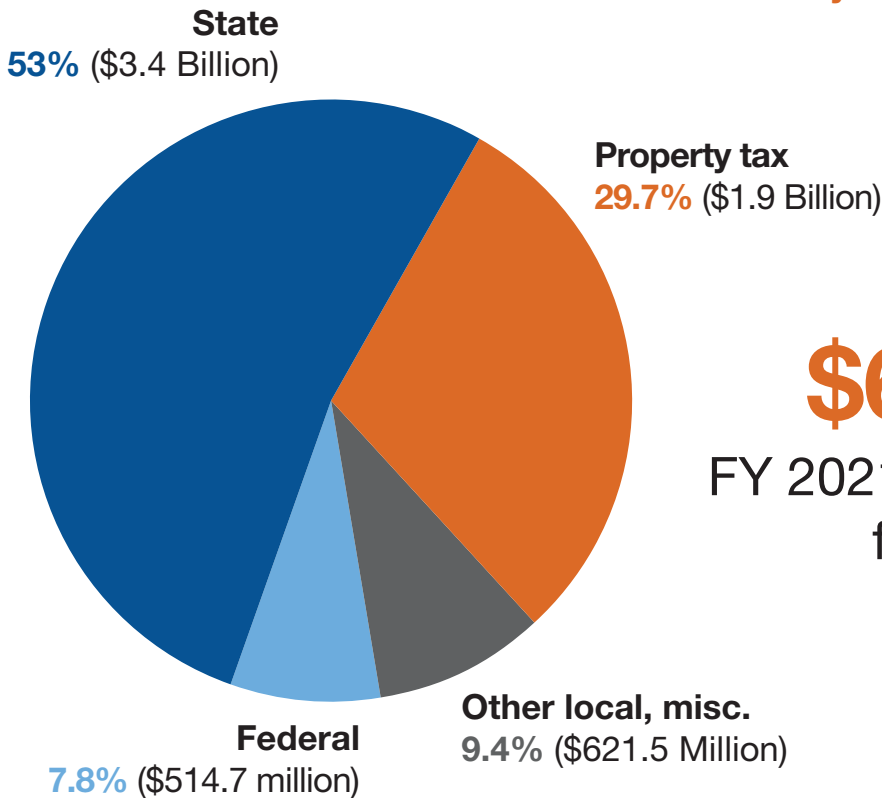
## Public School Employees Snapshot: 2020–21

	Teachers	Principals	Superintendents
<b>Number</b>	38,022	1,156	263 for 327 districts
<b>Average Age</b>	40.8 years	46.2 years	51.0 years
<b>Percent Female</b>	76.3%	42.8%	13.3%
<b>Percent Minority</b>	2.8%	3.8%	1.5%
<b>Average Total Experience</b>	13.5 years	19.7 years	22.3 years
<b>Advanced Degree</b>	37.9%	79.8%	45.6%
<b>Average Regular Salary</b>	\$58,771	\$108,946	\$162,203
<b>Enrollment Category Average Salary Range (300–7,500+ Students)</b>	\$48,917– \$65,313	\$90,825– \$122,900	\$128,075– \$231,120

Annual Condition of Education Report, Iowa Department of Education, 2021

# A Closer Look: Iowa Public School Funding

## Where does the money come from?



**\$6.5+ Billion**

FY 2021 General Fund Revenues  
for School Districts

## How is it spent?

